

Key Themes Behind the Market in 2023

Broad U.S. stock market returns in 2023 offer welcome news for investors at the surface. As measured by the Russell 3000® Index, the U.S. market was up nearly 9% at the end of May – well above the market’s long-term average monthly return of about 1%.

Yet, this masks several major headlines that have faced markets – ongoing fears with certain regional banks and the U.S. debt limit showdown, to name a couple – and other notable storylines that emerge when you look under the hood.

Growth Stocks Are Getting Pricier

Peel back the onion on U.S. stock market returns in 2023, and we see a wide disparity between U.S. large growth and the rest of the market. The dispersion in returns between U.S. small value stocks (-5%) and U.S. large growth (21%) is around 25% on the year. See **Figure 1**.

Despite the sizeable differential year to date, we only have to look back to March 1 – just before news broke of troubles in the regional banking sector – to find a time that small value was outpacing both large growth and the broader market on the year. In short, markets can move quickly.

Figure 1 | U.S. Growth Stocks Have Driven Market Returns Since March



Key Themes Behind the Market in 2023

At the end of March 1, small value stocks were ahead of large growth stocks by nearly 0.50%. Since then, we've seen things go the other direction, with large growth returns driven largely by outsized returns from a handful of the market's biggest companies.

For context, by May 31, the 10 largest companies in the S&P 500® Index had gained 44% on the year, while the rest of the companies in the index posted a slightly negative return.¹ Think back a few years, and you may recall this is a story we've seen before.

Valuations help put this period into perspective. **Figure 2** shows price-to-earnings (P/E) and price-to-book equity (P/B) ratios for large growth and small value stocks over the first five months of 2023.

We compare that to the respective long-term averages from the start of 2000 through the end of 2022. Each ratio tells us how prices compare to underlying company fundamentals (i.e., higher ratios mean higher prices relative to fundamentals).

It's clear that whether looking at P/E or P/B, large growth valuations have increased over the year and stand well north of their longer-term averages taken just before this year began.

Those mega-cap companies that have performed well above the market this year have been a driving force behind this. Consider that the P/E for the four largest companies in the U.S. market ranged from the 30s to more than 200 at the end of May. In contrast, small value multiples have declined and are below long-term averages.

Figure 2 | Large Growth Valuations Are on the Rise

	PE/ RATIOS THIS YEAR					AVERAGE 2000-2022
	JAN	FEB	MAR	APR	MAY	
U.S. Large Growth Stocks	25.94	25.33	26.98	28.26	28.73	23.81
U.S. Small Value Stocks	9.80	10.00	9.47	9.20	9.52	15.10

	P/B RATIOS THIS YEAR					AVERAGE 2000-2022
	JAN	FEB	MAR	APR	MAY	
U.S. Large Growth Stocks	8.71	8.50	9.07	8.92	9.23	5.58
U.S. Small Value Stocks	1.38	1.33	1.24	1.20	1.17	1.40

Key Themes Behind the Market in 2023

Why does this matter? Prices shouldn't rise or fall forever, irrespective of fundamentals. Sooner or later, *fundamentals* should matter. Generally, lower prices today, as in the case of small value stocks, should mean higher expected returns in the future.

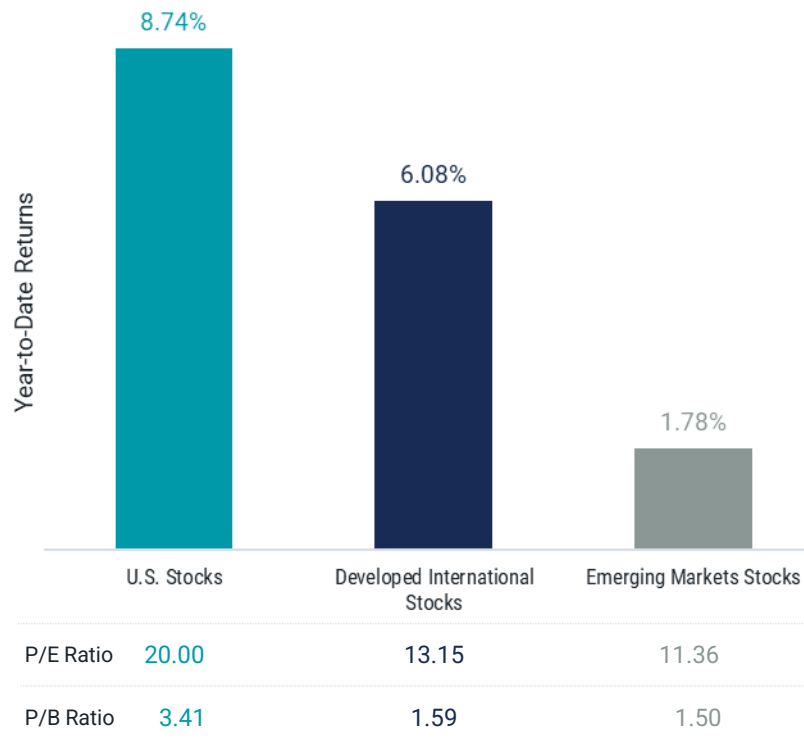
Research has shown some relation between valuation ratios and future returns. The good news for small value investors is that when differences between valuation ratios of growth and traditional value stocks are high, we expect the premium for lower-priced companies to be higher than the average going forward.²

Global Stocks Are Up, but International Lags the U.S. Again

Taking a broader look at stock returns in 2023, **Figure 3** shows that markets are up worldwide year to date. However, as has often been the case in recent years (with 2022 as the most recent exception), U.S. stocks have outperformed international stocks thus far.

But sticking with our theme that valuations matter, we also include valuation metrics for U.S. and international markets in **Figure 3**. We observe that international stocks are trading at lower prices versus fundamentals than U.S. stocks, whether looking at developed or emerging markets. Again, lower P/E and P/B ratios may indicate more attractive expected returns for international stocks.

Figure 3 | U.S. Stocks Have Led the Way in 2023, but International Stocks Trade at Lower Valuations



Key Themes Behind the Market in 2023

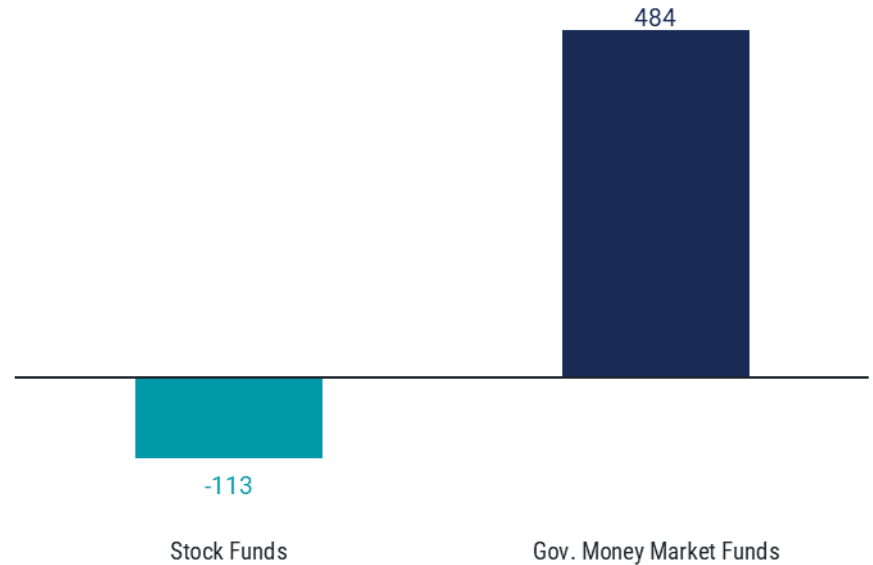
While it may not be easy for investors to stay the course with globally diversified portfolios over long periods of U.S. outperformance, we've also seen long periods historically when international stocks have outperformed U.S. stocks.

We don't know when these periods will start or end. Still, current valuations offer some support for sticking with an allocation to international stocks and embracing the potential benefits of global diversification.

Many Investors Still Sit on the Sidelines

Despite what might seem like pretty calm markets if you only look at broad market returns over the year, investor activity tells a different story. Between the start of March and May 24, investors pulled out over \$100 billion from U.S.-based stock funds and allocation funds, which typically include stocks and bonds, while nearly \$500 billion was added to government money market funds. See **Figure 4**.

Figure 4 | Funds Investing in Stocks Have Seen Net Outflows Since March 1
Net Flows from March 1 – May 24 (\$B)



Key Themes Behind the Market in 2023

There's more going on here than just money moving from stock funds into money market funds. Deposits taken from banks have likely played a role. Still, it's also worth noting that deposit levels, shown in **Figure 5**, have generally stabilized over the last two months following government action to help put depositors at ease.

The patterns we see from investor activity suggest that at least a segment of investors have likely acted on anxiety and uncertainty rather than maintaining the discipline to stick to a well-formed financial plan that suits their risk tolerance.

Given the returns from global stock markets this year, it's likely safe to say that investors who have left the market for the perceived safety of government money market funds haven't fared better than had they stuck with it.

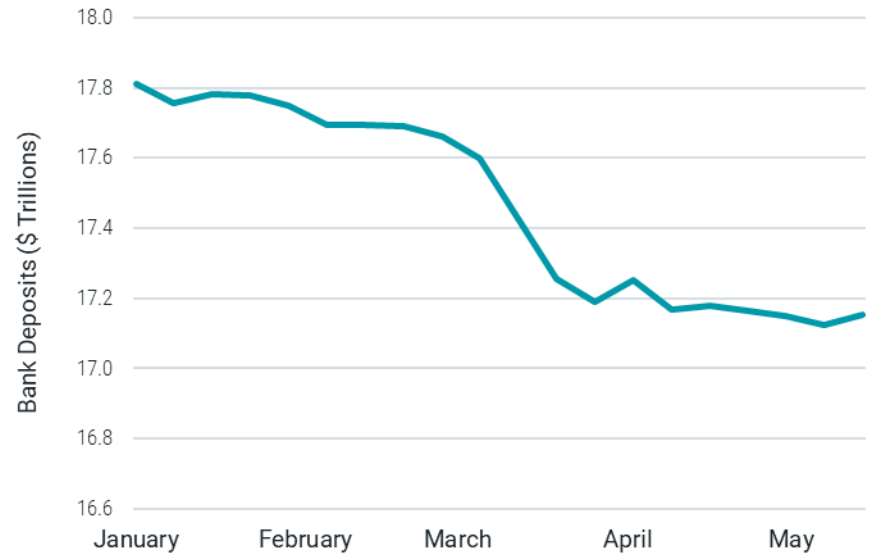
Times change, and so do the day's storylines, but it's helpful to remember that basic investing principles endure. Valuations matter, and so does investing for the long term.

Endnotes

¹ Jon Sindreu, "Have Megafirms Like Nvidia Grown Too Big? Investors Believe They Are Only Getting Started," *Wall Street Journal*, May 31, 2023.

² Sunil Wahal, "The Value Spread and the Value Premium," Avantis Investors, February 2020.

Figure 5 | U.S. Bank Deposits Have Stabilized Since Late March



General Disclaimer



Collective Family Office, LLC is registered as an investment adviser with the SEC and only conducts business in states where it is properly registered or is excluded from registration requirements. Registration is not an endorsement of the firm by securities regulators and does not mean the adviser has achieved a specific level of skill or ability.

Information presented is believed to be current. It should not be viewed as personalized investment advice. All expressions of opinion reflect the judgment of the presenter on the date of the presentation and may change in response to market conditions. You should consult with a professional advisor before implementing any strategies discussed.

Content should not be viewed as an offer to buy or sell any of the securities mentioned or as legal or tax advice. You should always consult an attorney or tax professional regarding your specific legal or tax situation.

All investments and strategies have the potential for profit or loss. Different types of investments involve higher and lower levels of risk. There is no guarantee that a specific investment or strategy will be suitable or profitable for an investor's portfolio. There are no assurances that a portfolio will match or exceed any particular benchmark.

The information in this document is provided in good faith without any warranty and is intended for the recipient's background information only. It does not constitute investment advice, recommendation, or an offer of any services or products for sale and is not intended to provide a sufficient basis on which to make an investment decision. It is the responsibility of any persons wishing to make a purchase to inform themselves of and observe all applicable laws and regulations. Unauthorized copying, reproducing, duplicating, or transmitting of this document are strictly prohibited. Collective Family Office, LLC accepts no responsibility for loss arising from the use of the information contained herein. *Key Themes Behind the Market in 2023* was originally published by Avantis Investors in their May 2023 Field Guide.

Named securities may be held in accounts managed by Collective Family Office, LLC. This information should not be considered a recommendation to buy or sell a particular security. Diversification does not protect against loss in declining markets. There is no guarantee strategies will be successful.